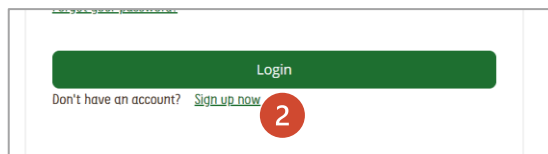
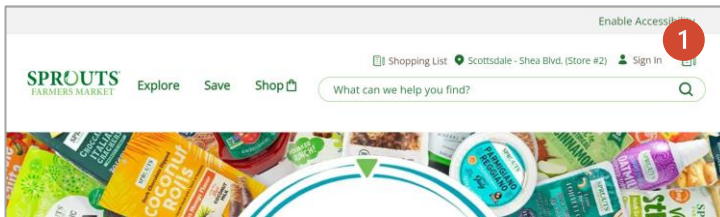


By linking your Work Perk Card to your Sprouts Rewards account, you can earn points and get your team member discount by using your phone number *or* scanning your Work Perk card *or* Sprouts bar code.


## Don't have a Sprouts account? Create one

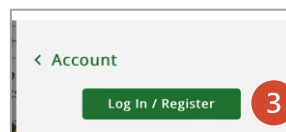
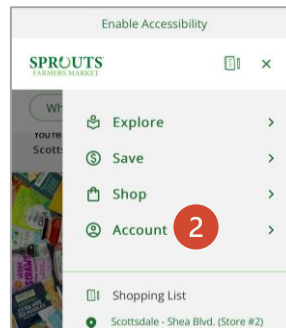
### DESKTOP BROWSER

1. Go to Sprouts.com and click **Sign In** at top right.
2. Click **Sign up now** below the Login button.
3. Complete the form and click **Register**.



### MOBILE BROWSER

1. Go to Sprouts.com and click  at top right to display the menu.
2. Tap **Account**.
3. Tap **Log in/Register** button.
4. Click **Sign up now** below the Login button.
5. Complete the form and tap **Register**.



already have a Sprouts account, but don't remember your password?

## DESKTOP BROWSER

1. Go to Sprouts.com and click **Sign In** at top right.
2. Click **Forgot your password?** below the password field.
3. Enter the email associated with your Sprouts account and click **Submit**.
4. Confirm by entering the one-time passcode that was sent to your email and click **Verify**.
5. Create your new password and tap **Submit**.

## MOBILE BROWSER

1. Go to Sprouts.com and click **≡** at top right to display the menu.
2. Tap **Account**.
3. Tap **Log in/Register** button.
4. Click **Forgot your password?** below the password field.
5. Enter the email associated with your Sprouts account and tap **Submit**.
6. Confirm by entering the one-time passcode that was sent to your email and tap **Verify**.
7. Create your new password and tap **Submit**.



## next, link work Perk to YOUR Sprouts Account

1. Go to **The Vine** on a computer **on the Sprouts network**. Note, store team members don't have access to the Sprouts VPN from your mobile phone, so please use a computer in the manager, scan or AC office.
2. Click **Forms** in the top navigation
3. Select **Link Your Work Perk Discount**.
4. Click the red **Link Your Work Perk** button in the middle of the page.
5. Verify that the **Employee ID** that defaults is correct (visible in the back of your name badge)
6. Enter the **Email Address** associated with your Sprouts.com account
7. Click **Link Work Perk** button.
8. A popup will appear with your name and your Work Perk Number(s), please validate these match the number on the back of your cards, if correct please click on **Confirm and Link**
9. Another popup will appear asking you if, you are sure? Click **Yes**
10. Finally, **download or update the Sprouts app** on your phone and login using your new credentials. The barcode from the app can be scanned at the register, or, you can scan your physical Work Perk card..



Currently you can only link your work perks through a computer on the Sprout's network (VPN or Store computer). Linking on personal devices outside a Sprout's connection WILL NOT WORK and will result in the application spinning indefinitely .

If #TeamSprouts coupons are not appearing in your digital coupon section follow the below steps –

- 1) After linking sign in and out of the Sprout's account.
- 2) Go to the coupon page and clip one regular coupon (Non-TM can be any coupon)
- 3) Refresh the page or go to any other page on Sprout.com and Re-enter the coupon digital coupon section.

4 **Link Your Work Perk**

If you are a current sprouts.com account holder and have already have linked your Work Perk Discount:

1. Reset your password on sprouts.com. That's it! You're finished and can continue taking advantage of exclusive team member offers and your 15 percent discount – all in one place.

The screenshot shows the 'Team Member Sign Up' page on the Sprouts Farmers Market website. The page title is 'Link Your Work Perk Discount'. Below the title, there is a form with the following fields: 'Employeeid:' with the value '60307784', and 'Email Address:' with the value 'KaitlynWP@...com'. A red circle with the number 5 is next to the Employee ID field, and a red circle with the number 6 is next to the Email Address field. Below the form is a blue button labeled 'Link Work Perk' with a red circle and number 7 next to it. The page also includes a 'Logged In As: Kaitlyn' indicator in the top right corner.

Note: Your Work Perks number is the first 11 digits found on the back of your Work Perks Card



## next, Confirm you want to link work Perk to YOUR Sprouts Account

1. Click **Confirm and Link** to confirm your name and Work Perk Number(s) are correct
2. Click **Yes** in the confirmation popup to confirm, you are sure the information is correct
3. Finally, **download or update the Sprouts app** on your phone and login using your new credentials. The barcode from the app can be scanned at the register, or you can scan your physical Work Perk card..

Link Your Work Perk Discount

### Team Member Sign Up

Link Your Work Perk Discount To Your sprouts.com Account  
Save more when you link your team member discount to your sprouts.com account. Scan the barcode on the Sprouts mobile app and enjoy the benefits of mobile coupons, checkout challenges and your team member discount all in one place. Enter your sprouts.com account information below. You can find your Work Perk number on the back of your physical Work Perk card. Visit [sprouts.com](https://sprouts.com) to create a Sprouts account.

Employeeid: 60307784  
Email Address: (used to create your online account) KaitlynWP@sprouts.com

Link Work Perk

Confirm Account

Please confirm that the below Name and Card Numbers are correct before submitting

First Name	Last Name	Card 1	Card 2
Kaitlyn		40010621455	40010621454

Confirm and Link  Cancel

1

Link Your Work Perk Discount

### Team Member Sign Up

Link Your Work Perk Discount To Your sprouts.com Account  
Save more when you link your team member discount to your sprouts.com account. Scan the barcode on the Sprouts mobile app and enjoy the benefits of mobile coupons, checkout challenges and your team member discount all in one place. Enter your sprouts.com account information below. You can find your Work Perk number on the back of your physical Work Perk card. Visit [sprouts.com](https://sprouts.com) to create a Sprouts account.

Employeeid: 60307784  
Email Address: (used to create your online account) KaitlynWP@sprouts.com

Link Work Perk

Confirm Account

Please confirm that the below Name and Card Numbers are correct before submitting

First Name	Last Name	Card 1	Card 2
Kaitlyn		40010621455	40010621454

Confirm and Link  Cancel

Confirmation

Are you sure that you want to link this Work Perks account?

Yes  No

2

## Frequently asked questions

- 1. Can I combine mobile coupons or other promotions with my 15% discount?** Yes. To redeem mobile coupons and receive your 15% team member discount you will need to connect your Work Perk discount to your Sprouts account. For instructions on how to add your Work Perk Discount to your Sprouts account, visit [thevine.sprouts.com](http://thevine.sprouts.com). Under “Important Forms” in the main navigation on The Vine, select “Link Your Work Perk Discount” and view the “Add Work Perk to Sprouts.com Account” document.
- 2. Where do I find my Work Perk number?** Upon joining the Sprouts, you should have received two Work Perk cards—one for yourself the one for your secondary household member. Your Work Perk number is on the back of the card directly underneath the barcode. Enter only the first 11 digits, exclude the digit to the right of the barcode.
- 3. I lost my Work Perk card, who do I contact for a new Work Perk card?** If you’re a store or DC team member, contact your administrative coordinator or supervisor. Support Office team members may reach out to the Sprouts Support Portal by visiting [support.sprouts.com](http://support.sprouts.com).
- 4. If I leave Sprouts, can I still use mobile coupons?** Former team members will still have access to their [sprouts.com](http://sprouts.com) account and can continue to clip coupons and redeem rewards via the Sprouts Mobile App. Former Sprouts team members do not receive the 15% discount. See the Work Perk Policy on The Vine for more details.
- 5. Who do I contact about questions, issues and bugs with the Sprouts App?** If you notice an error or bug with [sprouts.com](http://sprouts.com) or the Sprouts App, please provide a description of the issue, phone model and software version (if known) to the Sprouts Support Portal by visiting [support.sprouts.com](http://support.sprouts.com).

